

5x20mm / No. 201



DIN 41571, T.2, 250V, M

Time-Current Characteristic

Medium Time Lag (M)

Standard

DIN 41571, T.2

Approvals

cURus

Features

- Visual fault indication
- Direct solderable or plug-in versions
- Worldwide availability

Specifications

Packaging

- 000: Bulk (1000 pcs.)
- 002: Bulk (20x10 pcs.)
- 043: With mounted holder - Tape/Reel (1250 pcs.) on request

Materials

- Tube: Glass
- End Caps: Nickel-plated brass
- Optional Holders: Nickel-plated caps
Tin-plated copper wires

Operating Temperature

-25°C to +70°C (consider de-rating)

Climatic Category

-25°C/+70°C/21 days (EN 60068-1.3)

Stock Conditions

- +10°C to +60°C
- relative humidity ≤ 75% yearly average, without dew, maximum value for 30 days-95%

Vibration Resistance

- 24 cycles at 15 min. each (EN 60068-2-6)
- 10 - 60Hz at 0.75mm amplitude
- 60 - 2000Hz at 10g acceleration

Solderability

- 260°C, ≤ 3 sec. (Wave)
- 350°C, ≤ 1 sec. (Hand)

Soldering Heat Resistance

260°C, 10 sec. (IEC 68-2-20)

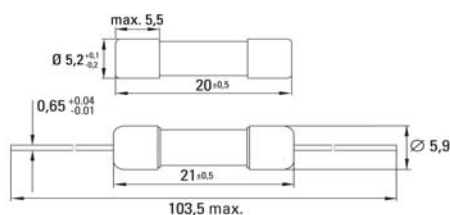
Marking

Ⓜ, M, Current Rating, 250V, C

Unit Weight

- 1.1g (approx.)
- 2.1g (with leads)

Dimensions (mm)



Optional Holders

Limits for Pre-arcing Time

Rated Current	1.5 x I _N	2.1 x I _N	4 x I _N	10 x I _N
32mA ... 1.25A	> 1h	< 10 min	40ms ... 2s	5ms ... 90ms



Permissible continuous operating current is ≤ 100% at ambient temperature of 23°C (73.4°F).

Rated Current	Amp Code	Voltage Rating	Breaking Capacity	Voltage Drop 1.0 x I _N max. (mV)	Power Dissipation 1.5 x I _N Ⓜ max. (W)	Melting Integral 10 x I _N Ⓜ min. (A ² s)	Approvals cURus
32mA	0032	250V		640	0.1	0.005	•
50mA	0050	250V		600	0.1	0.009	•
63mA	0063	250V		560	0.1	0.011	•
80mA	0080	250V		520	0.2	0.017	•
100mA	0100	250V		470	0.2	0.022	•
125mA	0125	250V		420	0.2	0.033	•
160mA	0160	250V	80A / 250VAC	370	0.2	0.085	•
200mA	0200	250V	50-60Hz	320	0.3	0.12	•
250mA	0250	250V	cos φ = 1.0	280	0.3	0.13	•
315mA	0315	250V		250	0.3	0.16	•
400mA	0400	250V		230	0.4	0.28	•
500mA	0500	250V		210	0.4	0.35	•
630mA	0630	250V		190	0.5	0.6	•
800mA	0800	250V		170	0.6	1.1	•
1.00A	1100	250V		160	0.7	2.0	•
1.25A	1125	250V		160	0.8	3.2	•

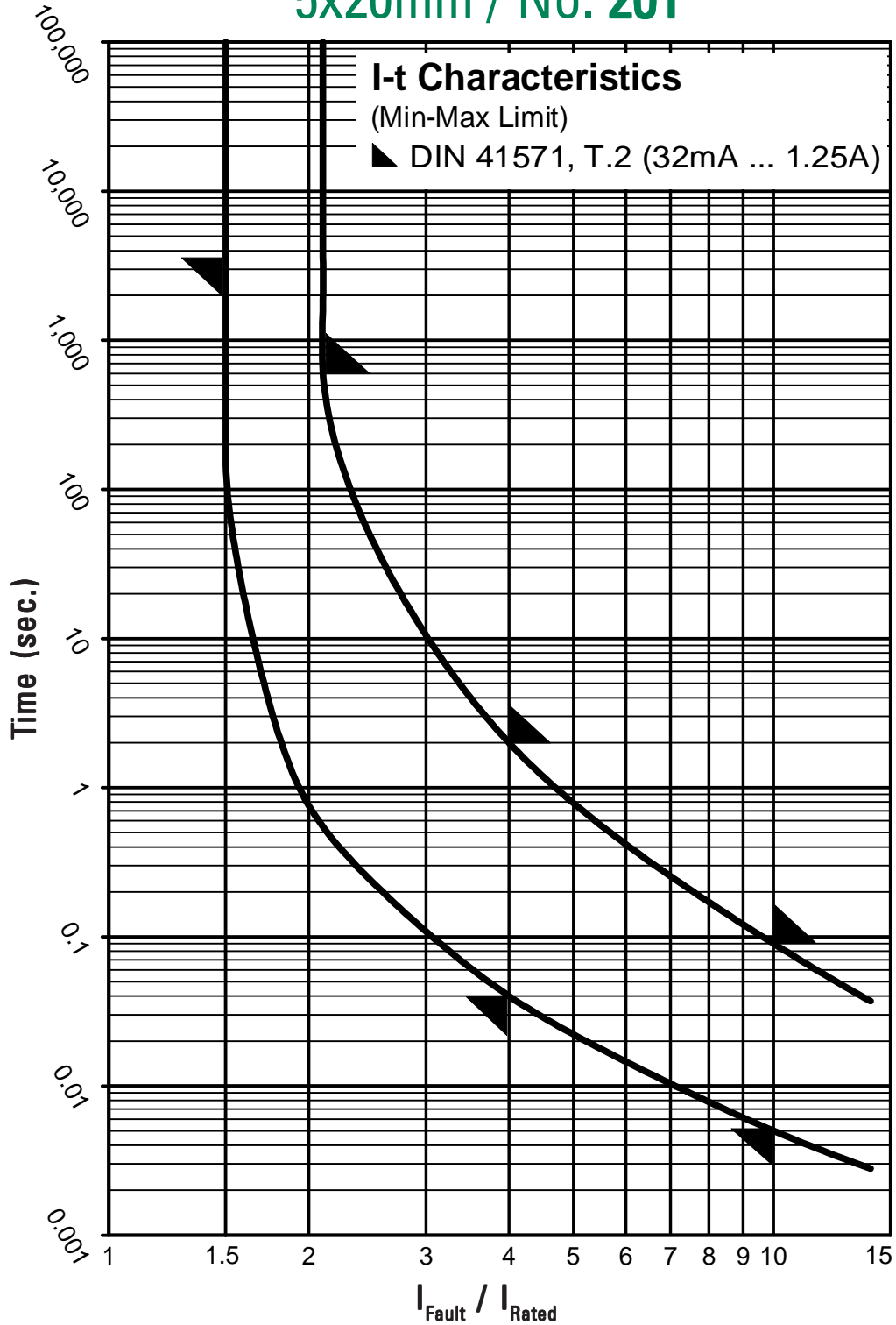
Note: 1.00 means the number one with two decimal places. 1,000 means the number one thousand.

Order Information

Qty.	Order-Number	Series	Amp Code	Packaging
		201		

Specifications are subject to change without notice

5x20mm / No. 201



Contact Littelfuse for individual I-t curves

5x20 mm/No. 230

250V



Time-Current Characteristic

Very Quick Acting (FF)

Standard

None

Approvals

None

Specifications

Packaging

000: Bulk (1,000 pcs.)
002: Pack (100 pcs.)

Materials

Tube: Ceramic
End Caps: Nickel-plated brass

Operating Temperature

-25 °C to +70 °C (consider de-rating)

Climatic Category

-25 °C/+70 °C/21 days (EN 60068-1..3)

Stock Conditions

+10 °C to +60 °C
relative humidity ≤ 75 % yearly average,
without dew

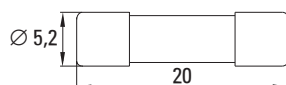
Vibration Resistance

24 cycles at 15 min. each (EN 60068-2-6)
10 - 60 Hz at 0.75 mm amplitude
60 - 2000 Hz at 10 g acceleration

Marking

Ⓜ, FF, Current Rating, 250V, E

Dimensions (mm)



Limits for Pre-arcing Time

Rated Current	1.0 x I _N	1.5 x I _N	2.75 x I _N	4 x I _N	10 x I _N
1.60 A ... 10.00 A	> 1 h	< 30 min	2 ms ... 100 ms	1 ms ... 25 ms	< 3 ms

Permissible continuous operating current is ≤ 80 % at ambient temperature of 23 °C (73.4 °F).

Rated Current	Amp Code	Voltage Rating	Breaking Capacity	Voltage Drop 1.0 x I _N Ⓜ max. (mV)	Power Dissipation 1.5 x I _N Ⓜ max. (W)	Melting Integral 10 x I _N Ⓜ max. (A ² s)	Approvals
1.60 A	1160	250 V		1000		0.12	
2.00 A	1200	250 V		600		0.35	
2.50 A	1250	250 V		500		0.44	
3.15 A	1315	250 V	1000 A @ 250 V AC 50 Hz cos φ = 1.0	480		0.75	None
4.00 A	1400	250 V		480		1.60	
5.00 A ¹	1500	250 V		500		2.50	
6.30 A ¹	1630	250 V		480		5.00	
8.00 A ¹	1800	250 V		400		10.00	
10.00 A ¹	2100	250 V		400		20.00	

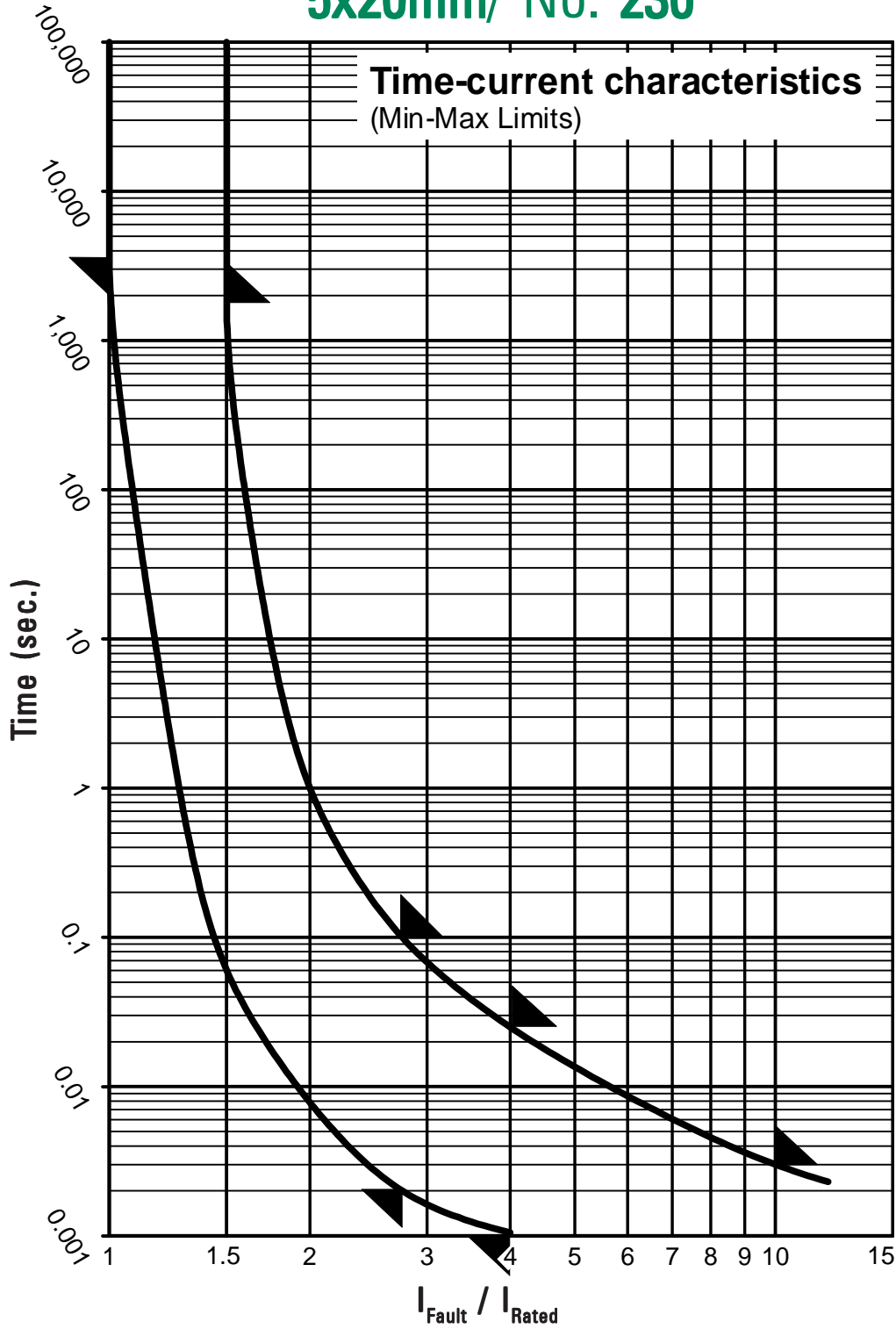
¹ Depending on the application and mounting, the fuse heating at max. ambient temperature in a closed fuseholder should be considered.

Note: 1.00 means the number one with two decimal places. 1,000 means the number one thousand.

Order Information

Qty.	Order-Number	Series	Amp Code	Packaging
		230		

5x20mm/ No. 230

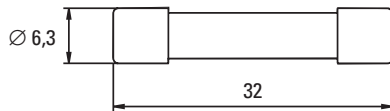


Contact Littelfuse for individual I-t curves

6.3x32 mm / No. 231 **Special Type, 500 V, FF** **Leadfree**



Dimensions (mm)



Time-Current Characteristic

Very Quick Acting (FF)

Standard
None

Approvals
None

Features

- Designed for semiconductor protection
- For high voltage applications
- High breaking capacity
- Pluggable into clips or shocksafe holders

Specifications

Packaging

002: Pack (100 pcs.)

Materials

Tube: Ceramic
End Caps: Nickel-plated brass

Operating Temperature

-25 °C to +70 °C (consider de-rating)

Climatic Category

-25 °C/+70 °C/21 days (EN 60068-1..3)

Stock Conditions

+10 °C to +60 °C
relative humidity ≤ 75 % yearly average,
without dew, maximum value for 30 days-95 %

Vibration Resistance

24 cycles at 15 min. each (EN 60068-2-6)
10 - 60 Hz at 0.75 mm amplitude
60 - 2000 Hz at 10 g acceleration

Marking

Ⓢ, FF, Current Rating, 500 V

Unit Weight

2.5 g (approx.)

Limits for Pre-arcing Time

Rated Current	$1.0 \times I_N^1$	$1.5 \times I_N$	$2.75 \times I_N$	$4 \times I_N$	$10 \times I_N$
2.00 A ... 16.00 A	> 1 h	< 30 min	2 ms ... 100 ms	1 ms ... 25 ms	< 3 ms



Permissible continuous operating current is ≤ 80% at ambient temperature of 23°C (73.4°F).

Rated Current	Amp Code	Voltage Rating	Breaking Capacity	Voltage Drop $1.0 \times I_N$ Ⓢ max. (mV)	Power Dissipation $1.0 \times I_N$ Ⓢ max. (W)	Melting Integral $10 \times I_N$ Ⓢ max. (A ² s)	Approvals
2.00 A	1200	500 V	1000A / 500VAC 50-60Hz cos φ = 1.0	800	3.0	0.35	None
2.50 A	1250	500 V		800	3.0	0.44	
3.15 A	1315	500 V		800	3.0	0.75	
4.00 A ²	1400	500 V		700	3.6	1.6	
5.00 A ²	1500	500 V		600	3.6	2.5	
6.30 A ²	1630	500 V		600	3.6	5	
8.00 A ²	1800	500 V		600	5.2	10	
10.00 A ²	2100	500 V		500	5.2	20	
12.50 A ²	2125	500 V		500	6.3	38	
16.00 A ^{1,2}	2160	500 V		480	6.3	68	

¹ 16.00 A: $0.9 \times I_N > 1$ h

² Depending on the application and mounting, the fuse heating at max. ambient temperature in a closed fuseholder should be considered.

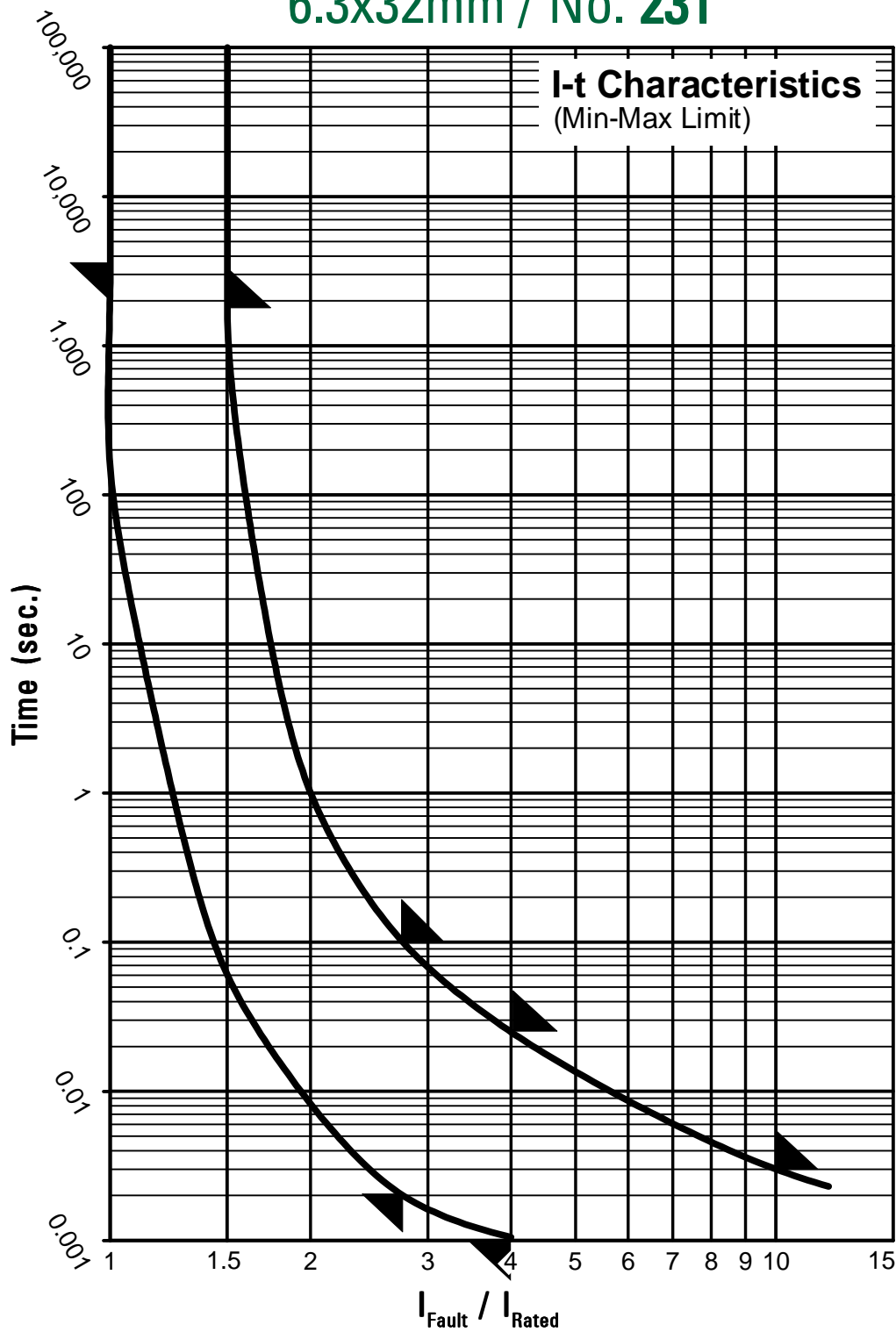
Note: 1.00 means the number one with two decimal places. 1,000 means the number one thousand.

Order Information

Qty.	Order-Number	Series	Amp Code	Packaging
		231		

Specifications are subject to change without notice

6.3x32mm / No. 231



Contact Littelfuse for individual I-t curves

5x25mm/ No. 240



Indicator, 250V

Time-Current Characteristic
Quick Acting (F)

Standard
None

Approvals
None

Specifications

Packaging

002: Pack (100 pcs.)

Materials

Tube: Ceramic
End Caps: Nickel-plated brass

Operating Temperature

-25°C to +70°C (consider de-rating)

Climatic Category

-25°C/+70°C/21 days (EN 60068-1..3)

Stock Conditions

+10°C to +60°C
relative humidity ≤ 75% yearly average,
without dew

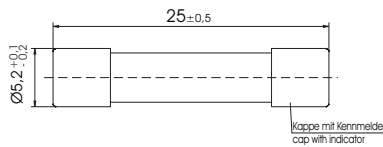
Vibration Resistance

24 cycles at 15 min. each (EN 60068-2-6)
10 - 60Hz at 0.75mm amplitude
60 - 2000Hz at 10g acceleration

Marking

Ⓜ, F, Current Rating, 250V

Dimensions (mm)



Limits for Pre-arcing Time

Rated Current	1.5 x I _{Rated}	2.1 x I _{Rated}	4 x I _{Rated}	10 x I _{Rated}
1.60A ... 6.3A	> 1h	< 30 min	< 300ms	< 20ms

Permissible continuous operating current is 100 % at ambient temperature of 23°C (73.4°F).

Rated Current	Amp Code	Voltage Rating	Breaking Capacity	Voltage Drop 1.0 x I _{Rated} max. (mV)	Power Dissipation 1.5 x I _{Rated} max. (W)	Melting Integral 10 x I _{Rated} max. (A ² s)	color of indicator
1.6A	1160	250V ¹	1500A @ 250 V AC 50Hz cos φ = 0.7	640	on request	1.3	orange
2.0A	1200	250V ¹		420		2.5	blue
2.5A	1250	250V ¹		320		5.8	yellow
4.0A	1400	250V ¹		200		21.0	brown
6.3A	1630	250V ¹		170		78.0	green

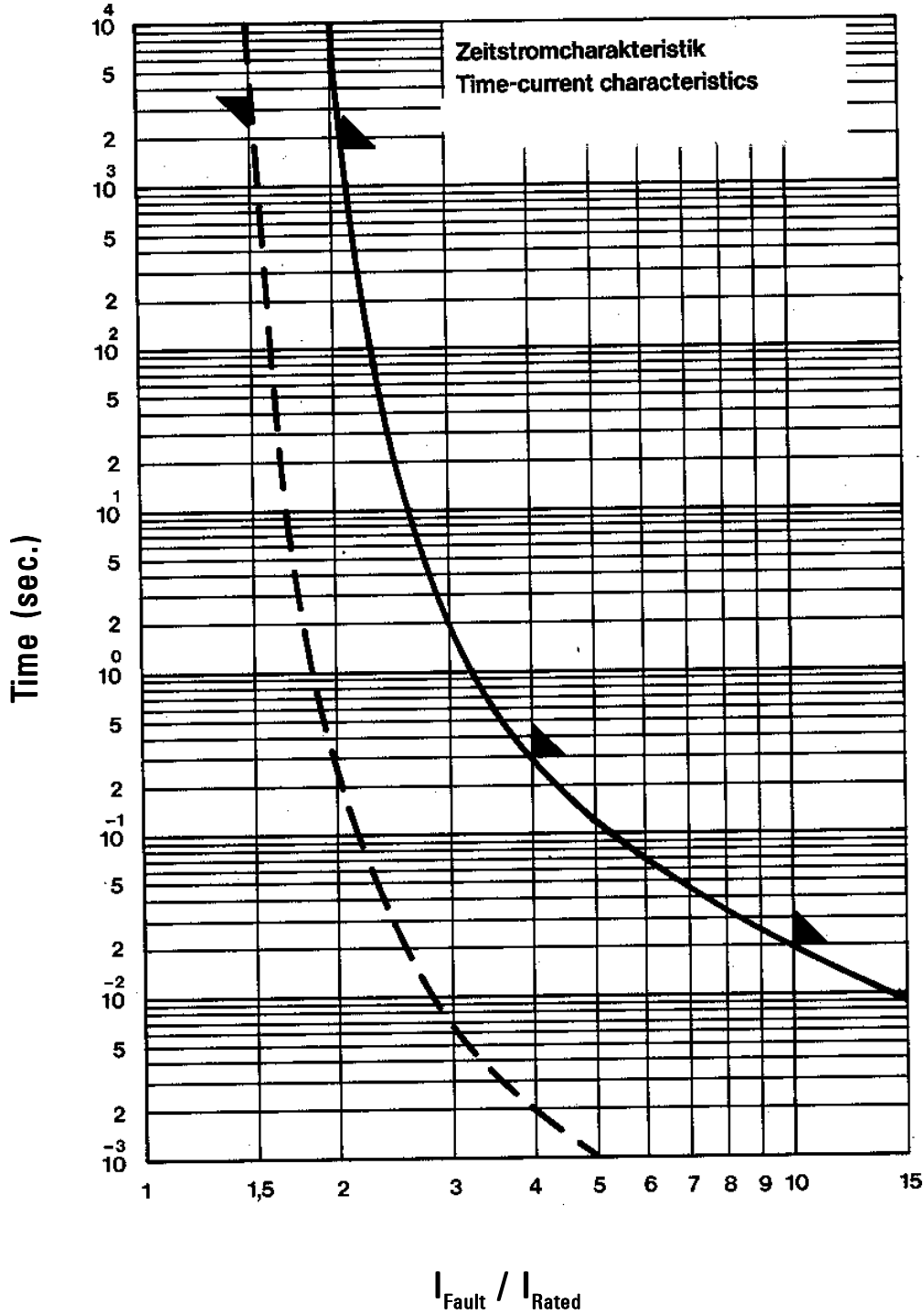
¹ Operating Voltage ≥ 10 V

Note: 1.00 means the number one with two decimal places. 1,000 means the number one thousand.

Order Information

Qty.	Order-Number	Series	Amp Code	Packaging
		240		

5x25mm/ No. 240



Contact Littelfuse for individual I-t curves

5x25mm/ No. 241



Indicator, 250V

Time-Current Characteristic
Medium Time Lag (M)

Standard
None

Approvals
None

Specifications

Packaging

002: Pack (100 pcs.)

Materials

Tube: Ceramic
End Caps: Nickel-plated brass

Operating Temperature

-25°C to +70°C (consider de-rating)

Climatic Category

-25°C/+70°C/21 days (EN 60068-1..3)

Stock Conditions

+10°C to +60°C
relative humidity ≤ 75% yearly average,
without dew

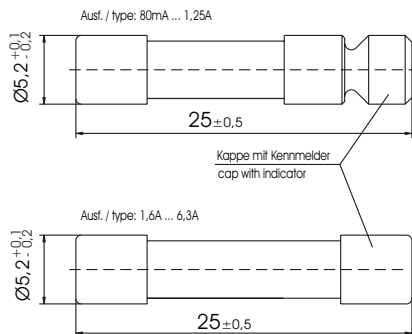
Vibration Resistance

24 cycles at 15 min. each (EN 60068-2-6)
10 - 60Hz at 0.75mm amplitude
60 - 2000Hz at 10g acceleration

Marking

Ⓜ, M, Current Rating, 250V

Dimensions (mm)



Limits for Pre-arcing Time

Rated Current	$1.5 \times I_{Rated}$	$2.1 \times I_{Rated}$	$2.75 \times I_{Rated}$	$4 \times I_{Rated}$	$10 \times I_{Rated}$
80mA ... 100mA		<2min		40ms ... 500ms	5ms ... 30ms
125mA ... 1.25A	>1h	<2min	-	60ms ... 2s	5ms ... 70ms
1.6A ... 10A		<30min		60ms ... 2s	5ms ... 70ms

Permissible continuous operating current is ≤ 80% at ambient temperature of 23°C (73.4°F).

Rated Current	Amp Code	Voltage Rating	Breaking Capacity	Voltage Drop $1.0 \times I_{Rated}$ max. (mV)	Power Dissipation $1.5 \times I_{Rated}$ max. (W)	Melting Integral $10 \times I_{Rated}$ min. (A ² s)	color of indicator
80mA	0080	250V		520		0.015	grey
100mA	0100	250V		500		0.030	red
125mA	0125	250V		500		0.053	velvet
160mA	0160	250V	80A @ 250 V AC 50Hz	400		0.11	orange
200mA	0200	250V	cos φ = 1.0	400		0.23	blue
250mA	0250	250V		375		0.38	yellow
315mA	0315	250V		410		0.60	black
400mA	0400	250V		280		0.75	brown
500mA	0500	250V		250		1.5	white
630mA	0630	250V		220	on request	2.3	green
800mA ⁴	0800	250V		400		3.0	grey
1A ₄	1100	250V		350		4.5	red
1.25A ₄	1125	250V		315		6.8	velvet
1.6A ₁	1160	250V		480		2.3	orange
2A ₁	1200	250V		360		4.5	blue
2.5A ₁	1250	250V	1500A @ 250 V AC 50Hz	300		7.5	yellow
3.15A ₁	1315	250V	cos φ = 0.7	250		30	black
4A ₁	1400	250V		180		34	brown
6.3A ₁	1630	250V		160		140	green
8A _{1 2}	1800	250V		Ⓜ160		170	grey
10A _{1 2}	2100	250V		Ⓜ150		260	red

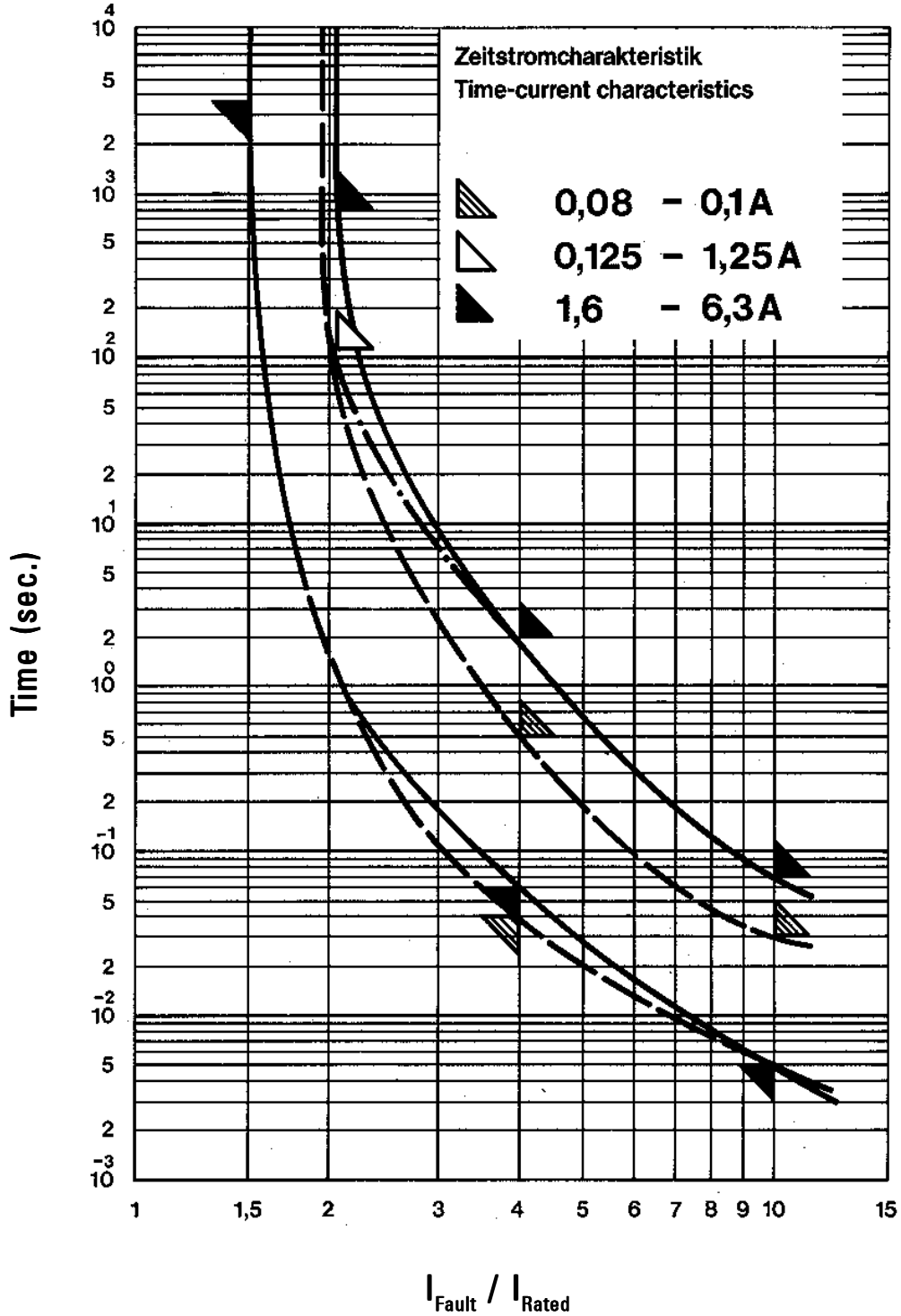
¹ 1.6 ... 10A looks like No. 240 ² not mentioned in the norms ³ operating temperature ≥ 10V ⁴ according to DIN 41576, T.2

Note: 1.00 means the number one with two decimal places. 1,000 means the number one thousand.

Order Information

Qty.	Order-Number	Series	Amp Code	Packaging
		241		

5x25mm/ No. 241



Contact Littelfuse for individual I-t curves

5x20 mm/No. 311 Indicator, 250 V



Time-Current Characteristic
Mittelträge (M)

Standard
DIN 41577, T.2

Approvals
None

Specifications

Packaging

002: Pack (20 x 10 pcs.)

Materials

Tube: Ceramic
End Caps: Nickel-plated brass

Operating Temperature

-40 °C to +85 °C (consider de-rating)

Climatic Category

-40 °C / +85 °C / 21 days
(IEC 60068-1,-2-1,-2-2,-2-78)

Stock Conditions

+10 °C to +60 °C
relative humidity ≤ 75 % yearly average,
without dew

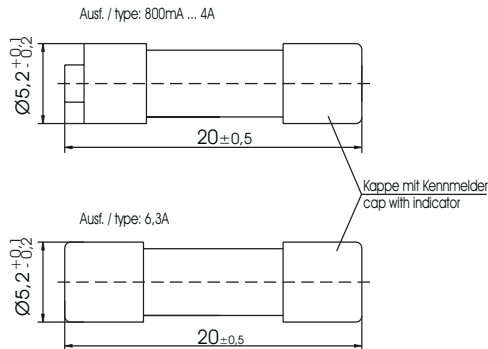
Vibration Resistance

24 cycles at 15 min. each (EN 60068-2-6)
10 - 60 Hz at 0.75 mm amplitude
60 - 2000 Hz at 10 g acceleration

Marking

Ⓜ, M, Current Rating, 250 V, G

Dimensions (mm)



Limits for Pre-arcing Time

Rated Current	1.5 x I _N	2.1 x I _N	2.75 x I _N	4 x I _N	10 x I _N
800 mA ... 6.30 A	> 1 h	< 30 min	-	60 ms ... 2 s	5 ms ... 70 ms

Permissible continuous operating current is ≤ 80 % at ambient temperature of 23 °C (73.4 °F).

Rated Current	Amp Code	Voltage Rating	Breaking Capacity	Voltage Drop 1.0 x I _N Ⓜ max. (mV)	Power Dissipation 1.5 x I _N Ⓜ max. (W)	Melting Integral 10 x I _N Ⓜ min. (A ² s)	Approvals
800 mA	0800	250 V ²	1500 A @ 250 V AC 50 Hz cos φ = 0.7	400	on request	1.0	None
1 A	1100	250 V ²		350		1.2	
1.25 A	1125	250 V ²		310		1.7	
1.6 A	1160	250 V ²		480		2.5	
2 A	1200	250 V ²		360		4.5	
2.5 A	1250	250 V ²		300		8.2	
4 A	1400	250 V ²		180		30.0	
6.3 A ¹	1630	250 V ²		160		94.0	

¹ without gauge stud

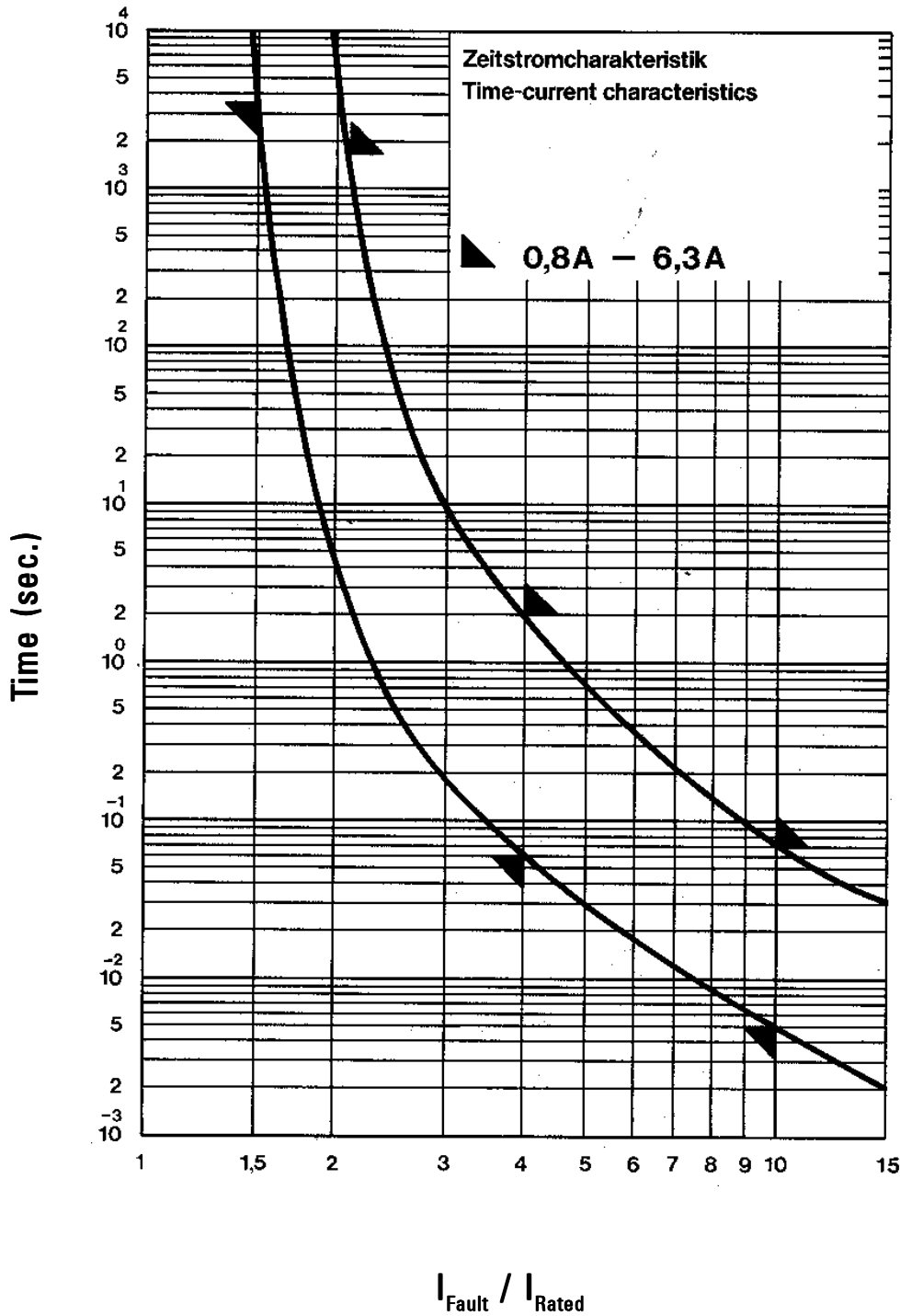
² operating voltage ≥ 10 V

Note: 1.00 means the number one with two decimal places. 1,000 means the number one thousand.

Order Information

Qty.	Order-Number	Series	Amp Code	Packaging
		311		

5x20mm/ No. 311



Contact Littelfuse for individual I-t curves

5x25mm/ No. 321



Indicator, 250V

Time-Current Characteristic
Mitteträge (M)

Standard
DIN 41577, T.2

Approvals
None

Specifications

Packaging

002: Pack (100 pcs.)

Materials

Tube: Ceramic
End Caps: Nickel-plated brass

Operating Temperature

-25°C to +70°C (consider de-rating)

Climatic Category

-25°C/+70°C/21 days (EN 60068-1..3)

Stock Conditions

+10°C to +60°C
relative humidity ≤ 75% yearly average,
without dew

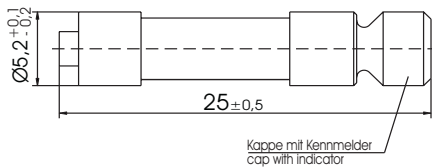
Vibration Resistance

24 cycles at 15 min. each (EN 60068-2-6)
10 - 60Hz at 0.75mm amplitude
60 - 2000Hz at 10g acceleration

Marking

Ⓜ, M, Current Rating, 250V, C

Dimensions



Limits for Pre-arcing Time

Rated Current	1.5 x I _{Rated}	2.1 x I _{Rated}	2.75 x I _{Rated}	4 x I _{Rated}	10 x I _{Rated}
80mA ... 100mA	>1h	<2min	-	40ms ... 500ms	> 5ms
125 mA ... 630 mA				60ms ... 2s	

Permissible continuous operating current is ≤ 80% at ambient temperature of 23°C (73.4°F).

Rated Current	Amp Code	Voltage Rating	Breaking Capacity	Voltage Drop 1.0 x I _{Rated} max. (mV)	Power Dissipation 1.5 x I _{Rated} max. (W)	Melting Integral 10 x I _{Rated} min. (A ² s)	color of indicator
80mA	0080	250V ¹		520		0.015	grey
100mA	0100	250V ¹		500		0.030	red
125mA	0125	250V ¹		500		0.053	velvet
160mA	0160	250V ¹	80A @ 250 V AC 50Hz cos φ = 1.0	480	on request	0.11	orange
200mA	0200	250V ¹		400		0.23	blue
250mA	0250	250V ¹		500		0.38	yellow
315mA	0315	250V ¹		470		0.53	black
400mA	0400	250V ¹		400		0.75	brown
500mA	0500	250V ¹		400		1.5	white
630mA	0630	250V ¹		380		2.3	green

¹ operating voltage ≥ 10 V

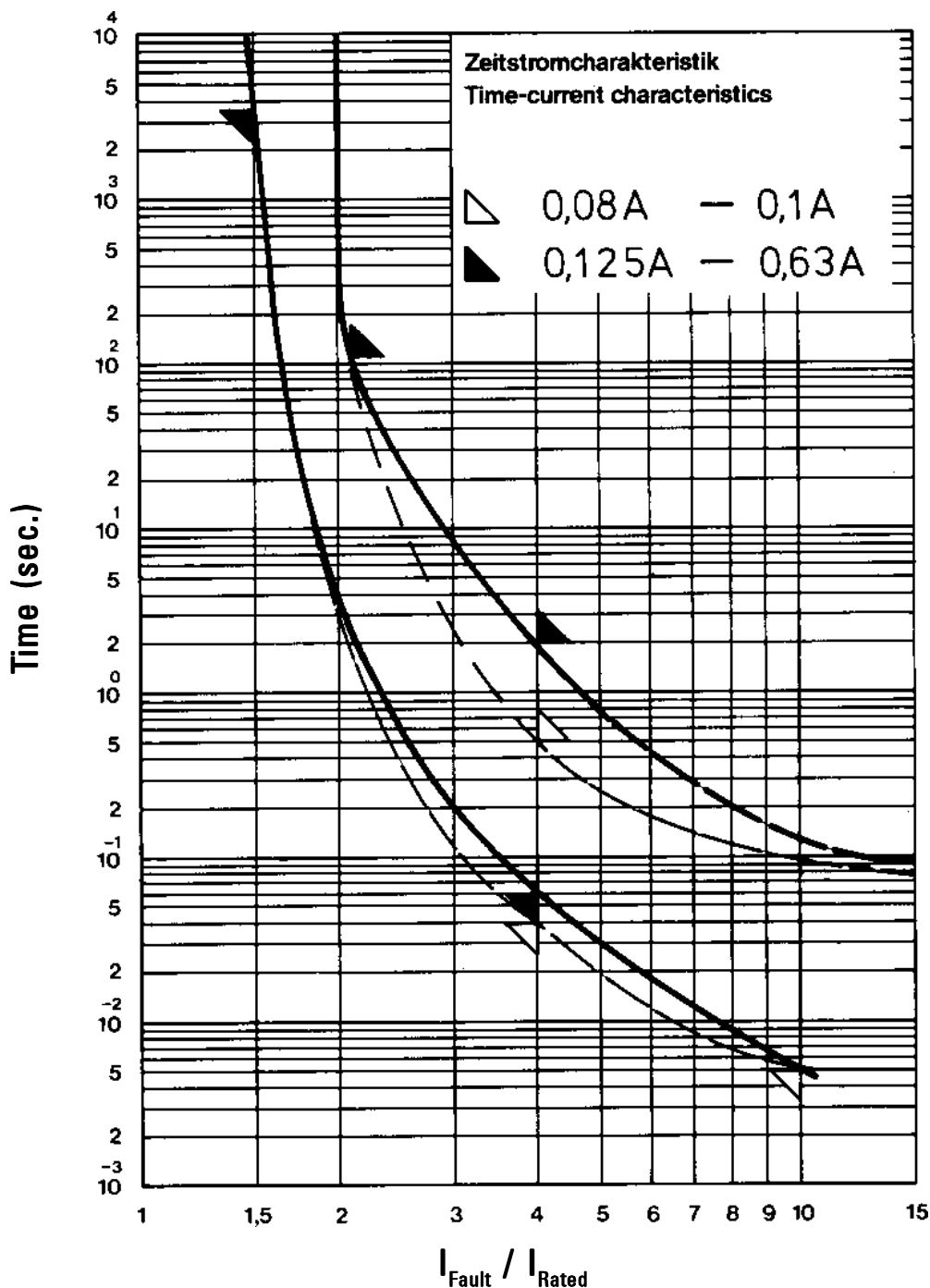
Note: 1.00 means the number one with two decimal places. 1,000 means the number one thousand.

Order Information

Qty.	Order-Number	Series	Amp Code	Packaging
		321		

Specifications are subject to change without notice

5x25mm/ No. 321

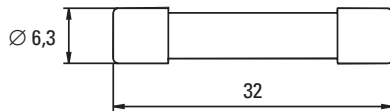


Contact Littelfuse for individual I-t curves

6.3x32 mm / No. 354 Special Type, 440 V, F Leadfree



Dimensions (mm)



Time-Current Characteristic

Quick Acting (F)

Standard

None

Approvals

cULus Recognized: File No. E 67006

Features

- For high voltage applications
- High breaking capacity
- Agency approved
- Pluggable into clips or shocksafe holders

Specifications

Packaging

002: Pack (100 pcs.)

Materials

Tube: Ceramic
End Caps: Nickel-plated brass

Operating Temperature

-25°C to +70°C (consider de-rating)

Climatic Category

-25°C/+70°C/21 days (EN 60068-1..3)

Stock Conditions

+10°C to +60°C
relative humidity ≤ 75% yearly average,
without dew, maximum value for 30 days-95%

Vibration Resistance

24 cycles at 15 min. each (EN 60068-2-6)
10 - 60Hz at 0.75mm amplitude
60 - 2000Hz at 10g acceleration

Marking

Ⓢ, F, Current Rating, 440V, Approvals

Unit Weight

3.0g (approx.)

Limits for Pre-arcing Time

Rated Current	1.5 x I _N	2.5 x I _N	4 x I _N	10 x I _N
630 mA ... 800 mA	> 1 h	< 30 min	8 ms ... 400 ms	< 20 ms
1.00 A ... 10.00 A	> 1 h	< 30 min	20 ms ... 1 s	< 50 ms



Permissible continuous operating current is ≤ 100 % at ambient temperature of 23 °C (73.4 °F).

Rated Current	Amp Code	Voltage Rating	Breaking Capacity	Voltage Drop 1.0 x I _N Ⓢ max. (mV)	Power Dissipation 1.5 x I _N Ⓢ max. (W)	Melting Integral 10 x I _N Ⓢ max. (A ² s)	Approvals cULus
630 mA	0630	440 V		600	1.1	0.12	
800 mA	0800	440 V		550	1.3	0.32	
1.00 A	1100	440 V		500	1.6	0.33	•
1.25 A	1125	440 V		470	2.0	1.8	•
1.60 A	1160	440 V		420	2.2	2.0	•
2.00 A	1200	440 V	1000 A / 440 V AC	320	2.4	5.3	•
2.50 A	1250	440 V	50-60 Hz	300	2.6	9.0	•
3.15 A ¹	1315	440 V	cos φ = 1.0	270	2.9	23	•
4.00 A ¹	1400	440 V		230	3.2	43	•
5.00 A ¹	1500	440 V		200	3.5	78	•
6.30 A ¹	1630	440 V		190	3.8	150	•
8.00 A ¹	1800	440 V		180	4.0	280	•
10.00 A ¹	2100	440 V		170	4.0	500	•

¹ Depending on the application and mounting, the fuse heating at max. ambient temperature in a closed fuseholder should be considered.

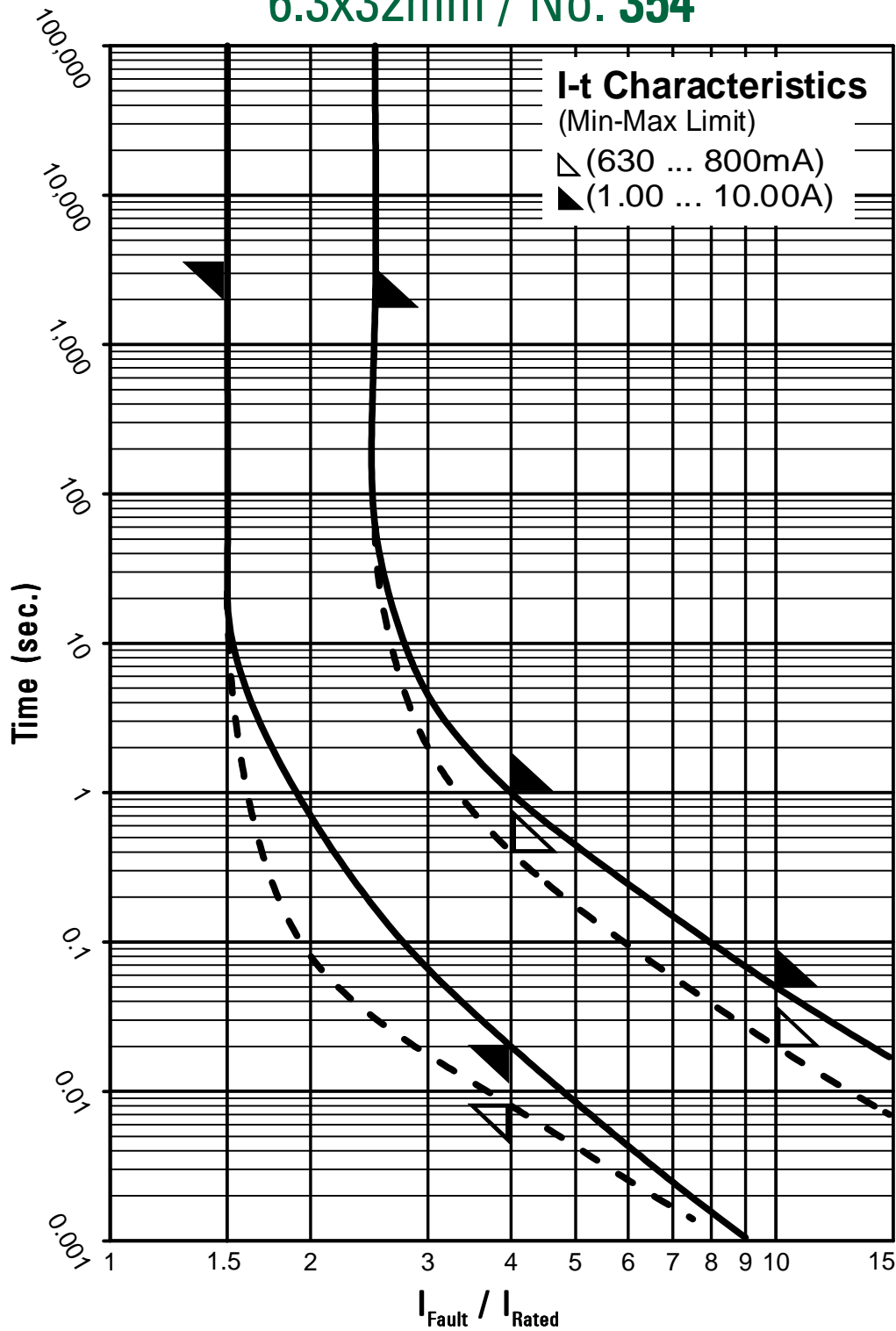
Note: 1.00 means the number one with two decimal places. 1,000 means the number one thousand.

Order Information

Qty.	Order-Number	Series	Amp Code	Packaging
		354		

Specifications are subject to change without notice

6.3x32mm / No. 354

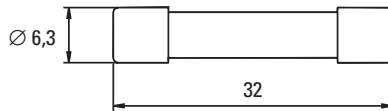


Contact Littelfuse for individual I-t curves

6.3x32 mm / No. 356 Special Type, 440 V, T Leadfree



Dimensions (mm)



Time-Current Characteristic

Time Lag (T)

Standard

None

Approvals

cULus Recognized: File No. E 67006

Features

- For high voltage applications
- Surge tolerant
- High breaking capacity
- Agency approved
- Pluggable into clips or shocksafe holders

Specifications

Packaging

002: Pack (100 pcs.)

Materials

Tube: Ceramic
End Caps: Nickel-plated brass

Operating Temperature

-25°C to +70°C (consider de-rating)

Climatic Category

-25°C/+70°C/21 days (EN 60068-1..3)

Stock Conditions

+10°C to +60°C
relative humidity ≤ 75% yearly average,
without dew, maximum value for 30 days-95%

Vibration Resistance

24 cycles at 15 min. each (EN 60068-2-6)
10 - 60Hz at 0.75mm amplitude
60 - 2000Hz at 10g acceleration

Marking

, T, Current Rating, 440V, Approvals

Unit Weight

3.0g (approx.)

Limits for Pre-arcing Time

Rated Current	1.5 x I _N	2.5 x I _N	4 x I _N	10 x I _N
400 mA ... 10.00 A	> 1 h	< 15 min	150 ms ... 2 s	10 ms ... 300 ms



Permissible continuous operating current is ≤ 100% at ambient temperature of 23°C (73.4°F).

Rated Current	Amp Code	Voltage Rating	Breaking Capacity	Voltage Drop 1.0 x I _N max. (mV)	Power Dissipation 1.5 x I _N max. (W)	Melting Integral 10 x I _N min. (A ² s)	Approvals cULus
400 mA	0400	440 V		1200	1.5	0.16	
500 mA	0500	440 V		1100	1.6	0.53	
630 mA	0630	440 V		800	1.7	2.0	
800 mA	0800	440 V		700	1.7	3.1	
1.00 A	1100	440 V		500	1.8	4.4	•
1.25 A	1125	440 V		350	1.8	3.1	•
1.60 A	1160	440 V	1000A / 440VAC	320	1.8	8.3	•
2.00 A	1200	440 V	50-60Hz	270	2.0	9.2	•
2.50 A	1250	440 V	cos φ = 1.0	250	2.3	22	•
3.15 A	1315	440 V		230	2.4	36	•
4.00 A	1400	440 V		200	2.6	62	•
5.00 A ¹	1500	440 V		180	3.0	91	•
6.30 A ¹	1630	440 V		150	3.2	130	•
8.00 A ¹	1800	440 V		140	3.8	240	•
10.00 A ¹	2100	440 V		120	4.0	510	•

¹ Depending on the application and mounting, the fuse heating at max. ambient temperature in a closed fuseholder should be considered.

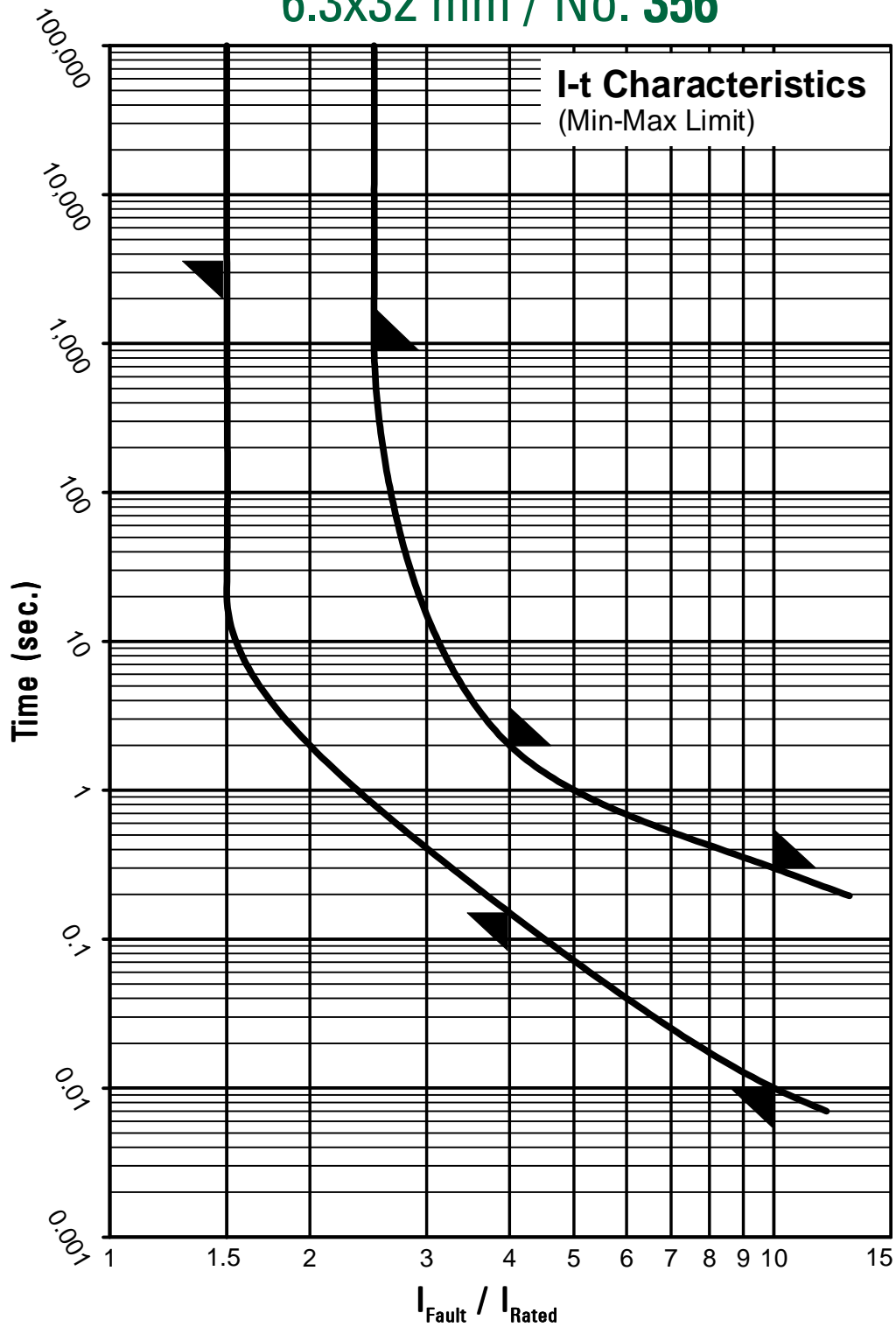
Note: 1.00 means the number one with two decimal places. 1,000 means the number one thousand.

Order Information

Qty.	Order-Number	Series	Amp Code	Packaging
		356		

Specifications are subject to change without notice

6.3x32 mm / No. 356



Contact Littelfuse for individual I-t curves

6.3x32mm / No. 358 Leadfree



Special Type, 500 V, T

Time-Current Characteristic
Time Lag (T)

Standard
None

Features

- For high voltage applications
- Surge tolerant
- High breaking capacity
- Pluggable into clips or shocksafe holders

Specifications

Packaging
002: Pack (100 pcs.)

Materials
Tube: Ceramic
End Caps: Nickel-plated brass

Operating Temperature
-25 °C to +85 °C (consider de-rating)

Climatic Category
-25 °C/+70 °C/21 days
(EN 60068-1,-2-1,-2-2,-2-78)

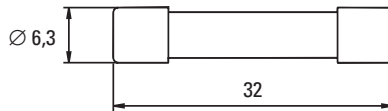
Stock Conditions
+10 °C to +60 °C
relative humidity ≤ 75 % yearly average,
without dew, maximum value for 30 days-95 %

Vibration Resistance
24 cycles at 15 min. each (EN 60068-2-6)
10 - 60 Hz at 0.75 mm amplitude
60 - 2000 Hz at 10 g acceleration

Marking
Ⓢ, T, Current Rating, 500V, Approvals

Unit Weight
3.0 g (approx.)

Dimensions (mm)



Limits for Pre-arcing Time				
Rated Current	1.5 x I _N	2.5 x I _N	4 x I _N	10 x I _N
3.15 A ... 10.00 A	> 1 h	< 15 min	150 ms ... 2 s	10 ms ... 300 ms



Permissible continuous operating current is ≤ 100 % at ambient temperature of 23 °C (73.4 °F).							
Rated Current	Amp Code	Voltage Rating	Breaking Capacity	Voltage Drop 1.0 x I _N Ⓢ max. (mV)	Power Dissipation 1.5 x I _N Ⓢ max. (W)	Melting Integral 10 x I _N Ⓢ min. (A ² s)	Approvals cURus
3.15 A	1315	500 V		220	2.3	18	•
4.00 A ¹	1400	500 V	1500 A / 500 V AC	200	2.6	41	•
5.00 A ¹	1500	500 V	50-60 Hz	180	3.0	62	•
6.30 A ¹	1630	500 V	cos φ = 1.0	150	3.2	123	•
8.00 A ¹	1800	500 V		140	3.8	250	•
10.00 A	2100	500 V		120	4.0	500	•

¹Depending on the application and mounting, the fuse heating at max. ambient temperature in a closed fuseholder should be considered.
p=pending

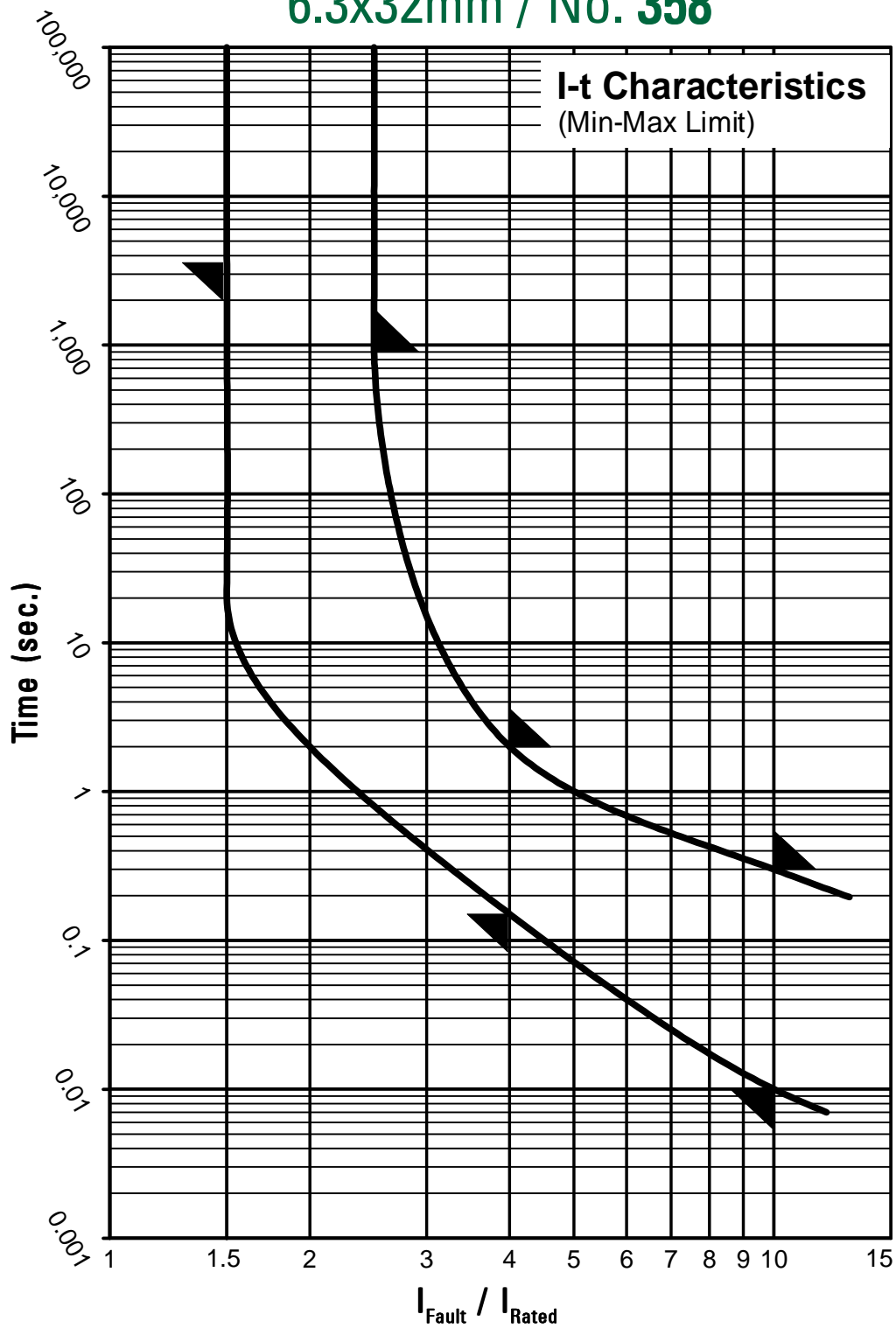
Note: 1.00 means the number one with two decimal places. 1,000 means the number one thousand.

Order Information

Qty.	Order-Number	Series	Amp Code	Packaging
		358		

Specifications are subject to change without notice

6.3x32mm / No. 358



Contact Littelfuse for individual I-t curves